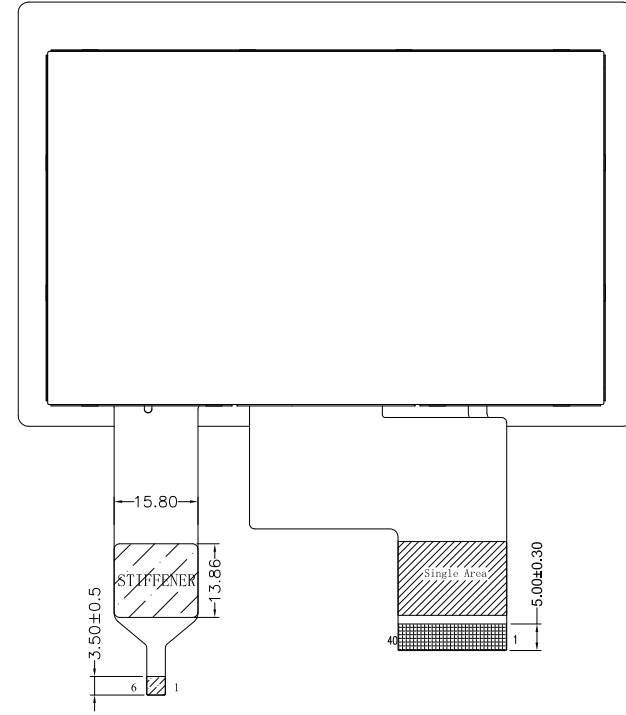
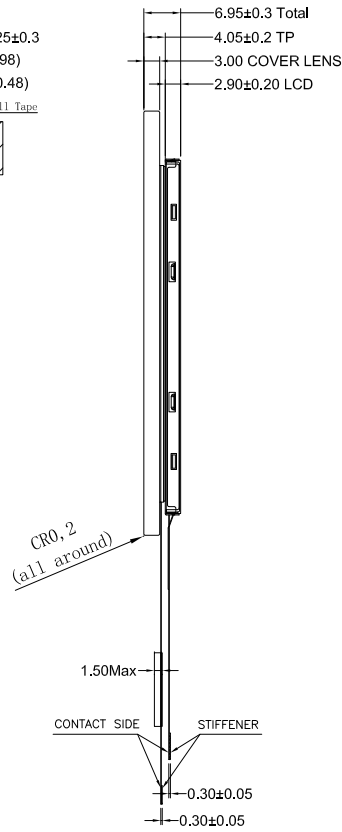
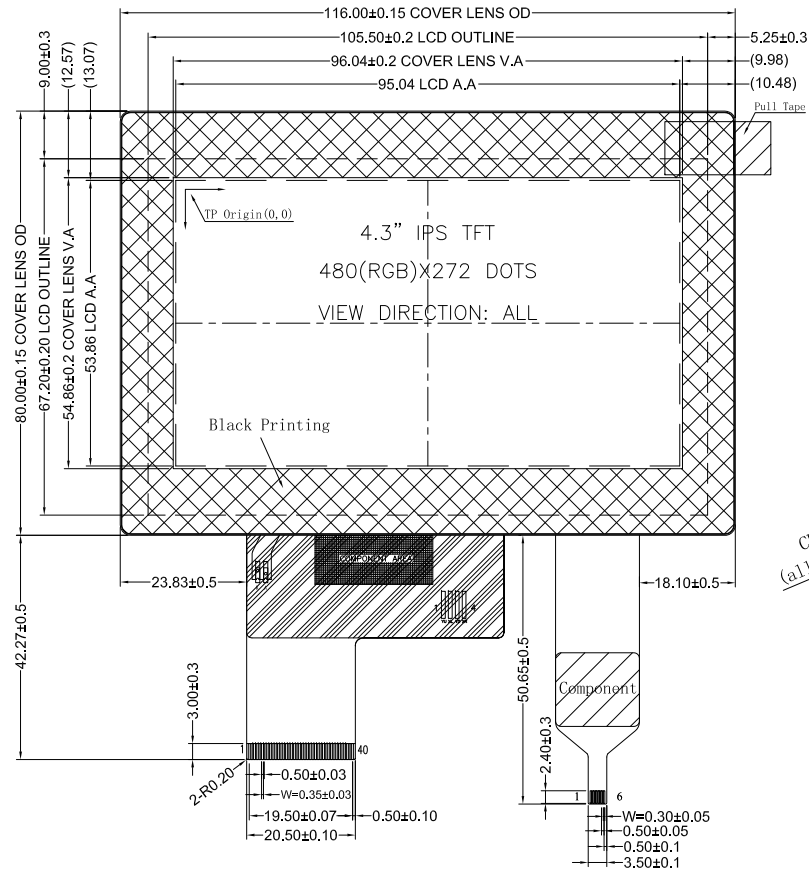


CUSTOMER P/N:

Rev.	DATE	NOTES
V1.0	2021.08.24	New issue



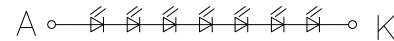
FPC INTERFACE

1	K
2	A
3	GND
4	DVDD
5	R0
6	R1
7	R2
8	R3
9	R4
10	R5
11	R6
12	R7
13	G0
14	G1
15	G2
16	G3
17	G4
18	G5
19	G6
20	G7
21	B0
22	B1
23	B2
24	B3
25	B4
26	B5
27	B6
28	B7
29	GND
30	CLK
31	DISP
32	HSYNC
33	VSYNC
34	DE
35	NC
36	GND
37	XR
38	YD
39	XL
40	YU

TP INTERFACE

1	GND
2	CAP_SDA
3	CAP_SCL
4	CAP_WAKE
5	CAP_INT
6	VCTP

Backlight Circuit Diagram:



IF=20mA; VF=21±1.0V

- NOTES:
- 1.DISPLAY TYPE: 4.3" IPS TFT
 - 2.DISPLAY MODE: TRANSMISSIVE
 - 3.VIEW DIRECTION: ALL
 - 4.OPERATION TEMPERATURE: -20°C~+70°C
STORAGE TEMPERATURE: -30°C~+80°C
 - 5.GENERAL TOLERANCE: ±0.2
 - 6.DISPLAY DRIVER IC: SC7283-G4
TOUCH DRIVER IC: FT5446
 - 7.REQUIREMENT ON ENVIRONMENT PROTECTION: ROHS

Customer Approval	Drawn:	DLC Display Co., Ltd			
	Checked:				
	Approved:	Title	TFT LCM OUTLINE	Unit	mm
	Critical Dim.	Part No.	DLC0430BCP07RF-C-4	Scale	1:1
	Reference Dim.	Revison	V1.0	Page	1/1
	Date	2021-08-24	3 rd Angle		